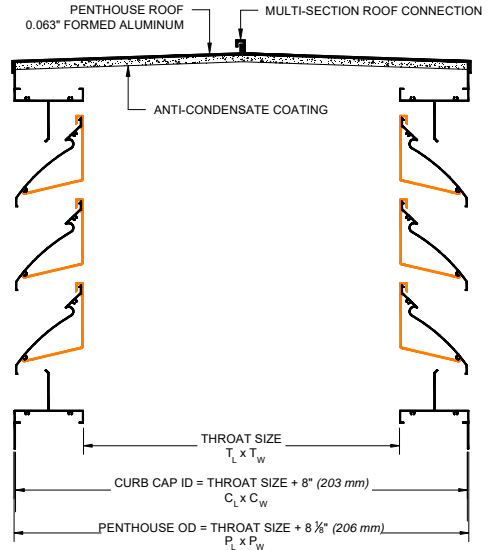
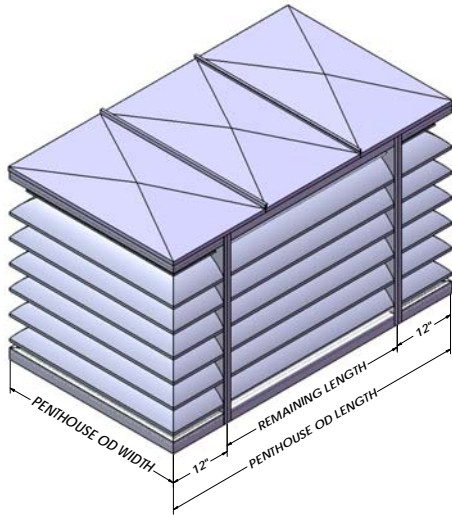




# MULTI-SECTION MITRE CORNER

## PENTHOUSE – 4" DEEP STORMPROOF

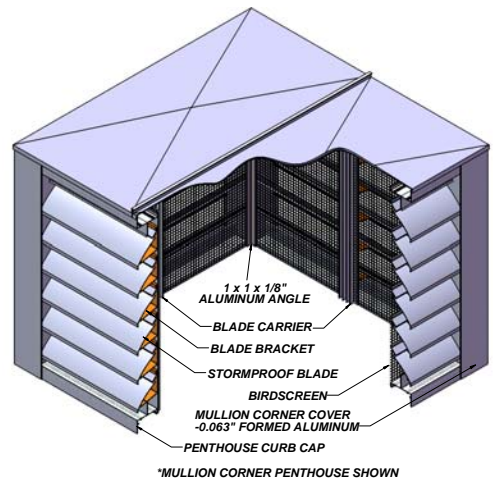


STANDARD CONSTRUCTION	
BLADE STYLE:	4" (102 mm) DEEP STORMPROOF BLADES
CORNER STYLE:	MULLION CORNER (BOX CORNER)
MATERIAL:	EXTRUDED ALUMINUM – 6063-T5 ALLOY
FRAME THICKNESS:	0.081" (2.06 mm)
BLADE THICKNESS:	0.081" (2.06 mm)
BLADE ANGLE:	45°
BLADE CENTRES:	4.875" (124 mm)
BIRDSCREEN:	19 GA. GALVANIZED BIRDSCREEN - 1/2" x 1/2" OPENINGS
FINISH:	MILL
ROOF INSULATION:	FACTORY APPLIED ANTI-CONDENSATE COATING

	SIZE LIMITATIONS	
	MINIMUM	MAXIMUM
THROAT T <sub>L</sub> x T <sub>W</sub>	12" x 12" (305 x 305 mm)	CONSULT VENTEX
CURB CAP ID C <sub>L</sub> x C <sub>W</sub>	20" x 20" (508 x 508 mm)	
PENTHOUSE OD P <sub>L</sub> x P <sub>W</sub>	20.125" x 20.125" (511 x 511 mm)	
HEIGHT	12" (305 mm)	

\*PENTHOUSE WILL BE MANUFACTURED EXACT SIZE UNLESS OTHERWISE SPECIFIED  
 \*\*RECOMMENDED CURB SIZE = CURB CAP ID – 1 1/2" (38 mm)

AVAILABLE ACCESSORIES	
<b>FINISH:</b>	<b>SCREENS:</b>
<ul style="list-style-type: none"> <li>BAKED ENAMEL FINISH</li> <li>DURANAR FINISH</li> <li>ANODIZED FINISH               <ul style="list-style-type: none"> <li>CLEAR ANODIZED</li> <li>LIGHT BRONZE</li> <li>MEDIUM BRONZE</li> <li>DARK BRONZE</li> <li>BLACK ANODIZED</li> </ul> </li> </ul>	<ul style="list-style-type: none"> <li>BIRDSCREEN               <ul style="list-style-type: none"> <li>1/2" x 1/2" INTER CRIMPED ALUMINUM</li> <li>ALUMINUM BIRDSCREEN WITH FRAME</li> </ul> </li> <li>INSECT SCREEN               <ul style="list-style-type: none"> <li>18 x 14 MESH</li> </ul> </li> </ul>
<b>OTHER:</b>	<b>BLANK-OFF PANELS (ALUMINUM):</b> VARIOUS GAUGES
<ul style="list-style-type: none"> <li>MITRE CORNER</li> <li>EXTENDED SILLS</li> <li>SECURITY BARS</li> <li>FILTER RACKS</li> <li>STAINLESS STEEL FASTENERS</li> <li>HINGED ROOF</li> <li>HINGED ACCESS DOORS</li> <li>ALL WELDED CONSTRUCTION</li> <li>MONUMENTAL BLADE CONSTRUCTION</li> <li>CONTROL DAMPERS / BACK DRAFT DAMPERS FOR THROAT</li> </ul>	<ul style="list-style-type: none"> <li>NON-INSULATED BLANK-OFF PANELS</li> <li>INSULATED BLANK-OFF PANELS               <ul style="list-style-type: none"> <li>1" (25.4 mm) INSULATION</li> <li>2" (50.8 mm) INSULATION</li> </ul> </li> </ul>



TAG	QTY.	THROAT SIZE T <sub>L</sub> x T <sub>W</sub>	CURB CAP ID C <sub>L</sub> x C <sub>W</sub>	PENTHOUSE OD P <sub>L</sub> x P <sub>W</sub>	HEIGHT	ACCESSORIES
		x	x	x		
		x	x	x		
		x	x	x		
		x	x	x		
		x	x	x		

THROAT SIZE + 8" (203 mm)      THROAT SIZE + 8.125" (206 mm)

PROJECT NAME: \_\_\_\_\_ ENGINEER: \_\_\_\_\_